



Est 1990


Pedestrian

Use the X-Protect Pedestrian barrier configuration to define pedestrian routes and protect from light duty impacts. It is also possible to combine with a pedestrian gate. The pedestrian gate is self closing, provided with a universal handle and width is adjustable from 690-1210 mm.

X-Protect is a unique approach to safety barriers. Unrivalled modularity, using only a few system components and damping that is built in to create a barrier system that changes with your work place. X-Protect allows rapid transformation, repair or replacement of existing barriers and bespoke configurations are limitless.


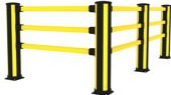



| Impact test results | | | | | |
|----------------------------------|-------------|----------------------|---------------------|-----------------------|-------------------------|
| <i>Area of impact</i> | <i>Load</i> | <i>Equivalent to</i> | | <i>90° Deflection</i> | <i>Force to fixings</i> |
| Centre of barrier C - C as below | | | | | |
| 1500mm | 4000 J | 2500 kg 6.4 km/h | 5000 kg 4.5 km/h | 360mm | 14.3 kN |
| 2000mm | 5000 J | 2500 kg 7.2 km/h | 5000 kg 5 km/h | 490mm | 18.7 kN |
| Posts | | | | | |
| End post | 1900 J | 2500 kg 4.4 km/h | 5000 kg 3.1 km/h | NA * | 10 kN |
| Mid post | 1900 J | 2500 kg 4.4 km/h | 5000 kg 3.1 km/h | NA * | 8.4 kN |

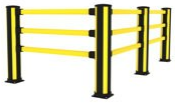
* Deflection of posts is equivalent or less than that of the rail/s and is not considered to be critical for product selection. Performance is tested at height of the lowest rail. The post will perform better for lower strikes and deflection.



Models

Posts 6 articles

| ARTICLES / DESCRIPTION | HEIGHT (MM) | LENGTH (MM) | CC (MM) | COLOR |
|---|-------------|-------------|---------|---|
|  BCE0-116-00P3 Pedestrian end | 1160 | | | Zinc Yellow (RAL 1018) Graphite Black (RAL 9011) |
|  BCC1-116-00P3 Pedestrian corner | | 1160 | | Zinc Yellow (RAL 1018) |
|  BCC0-116-00P3 Pedestrian corner | 1160 | | | Zinc Yellow (RAL 1018) Graphite Black (RAL 9011) |
|  BCM1-116-00P3 Pedestrian mid | 1160 | | | Zinc Yellow (RAL 1018) |
|  BCM0-116-00P3 Pedestrian mid | 1160 | | | Zinc Yellow (RAL 1018) Graphite Black (RAL 9011) |


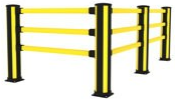
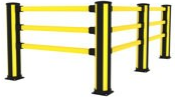

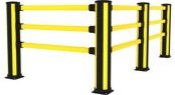


BCE1-116-00P3
Pedestrian end


1160

Zinc Yellow (RAL 1018)

Hand rails 5 articles

| ARTICLES / DESCRIPTION | HEIGHT (MM) | LENGTH (MM) | CC (MM) | COLOR |
|--|-------------|-------------|---------|------------------------|
|  RCP1-177-0200 Hand rail extrusion | | 1170 | 2000 | Zinc Yellow (RAL 1018) |
|  RCP1-127-0150 Hand rail extrusion, C-C=1500mm, RAL 1018 yellow | | 1270 | 1500 | Zinc Yellow (RAL 1018) |
|  RCP1-077-0100 Hand rail | | 770 | 1000 | Zinc Yellow (RAL 1018) |
|  RCP1-047-0070 Hand rail | | 470 | 700 | Zinc Yellow (RAL 1018) |
|  RCP1-027-0050 Hand rail | | 270 | 500 | Zinc Yellow (RAL 1018) |

Gate 1 articles

| ARTICLES / DESCRIPTION | HEIGHT (MM) | LENGTH (MM) | CC (MM) | COLOR |
|--|-------------|-------------|---------|-------|
|  GCP8-069-0121 | | | | |

Related products



PEDESTRIAN BARRIERS

Pedestrian gate

Universally handed, self closing and width adjustable from 690mm to 1210 mm.

[1 articles](#)



PEDESTRIAN BARRIERS

Pedestrian with impact

Use the X-Protect Pedestrian + Impact barrier configuration to protect walkways from medium duty vehicles where there is an increased risk of ground level impacts. It is also possible to combine wi...

[19 articles](#)



PEDESTRIAN BARRIERS

Pedestrian with impact high

Use the X-Protect Pedestrian + Impact high barrier configuration to protect walkways from medium duty vehicles where there is a reduced risk of ground level impacts. It is also possible to combine...

[19 articles](#)