



AXELEN

Est 1990





Double sliding door with 2-step rail

A double sliding door with 2-step rails is used where a large opening is required but where space is limited in the sideways direction. The panels overlap each other instead sliding to the side.

(Posts, handles and panels are not included in the door package. Opening dimensions may be limited depending on the type of lock chosen.)



Models

ARTICLES / DESCRIPTION	MAX WIDTH (MM)	HEIGHT (MM)	PANEL	FITS POSTS
 D23-230300R	2880	2300	Mesh Plastic Sheet metal	Classic 50x50
 D23-230300L	2880	2300	Mesh Plastic Sheet metal	Classic 50x50
 D43-230300L	2880	2300	Mesh Plastic Sheet metal	Premium 70x70
 D43-230300R	2880	2300	Mesh Plastic Sheet metal	Premium 70x70

Related products



LOCKS

Snap lock

With this snap lock, suitable for X-Store 2.0 door packages, the door closes with a simple push and is kept closed by the built-in catch.

[3 articles](#)



LOCKS

Padlock brackets

Padlock brackets is our most simple lock system, suitable for X-Store 2.0 door packages. A normal hinge lock secure the area from being entered by unauthorized.

[3 articles](#)



LOCKS

X-It

Axellent X-It is a keyed cylinder lock designed primarily for all our modular mesh panel systems for machine guarding and industrial/warehouse. Thanks to the unique construction and it's simple asse...

[18 articles](#)